

PRINTING AND FITTING SPECIFICATIONS

- Print this document on A4 sheets of paper (21 x 29.7cm).
- Ensure you print at 100 % scale.
- Measure both sides of this box to check scale is correct.
- Fit the prints together following the numbering system on the edge of each sheet. Ensure crosses are aligned.
- Tape the sheets together and cut around the Pack's outline
- When fitting this printed template to your bike, keep in mind that the Frame Pack will be more flexible as it is built from fabric.

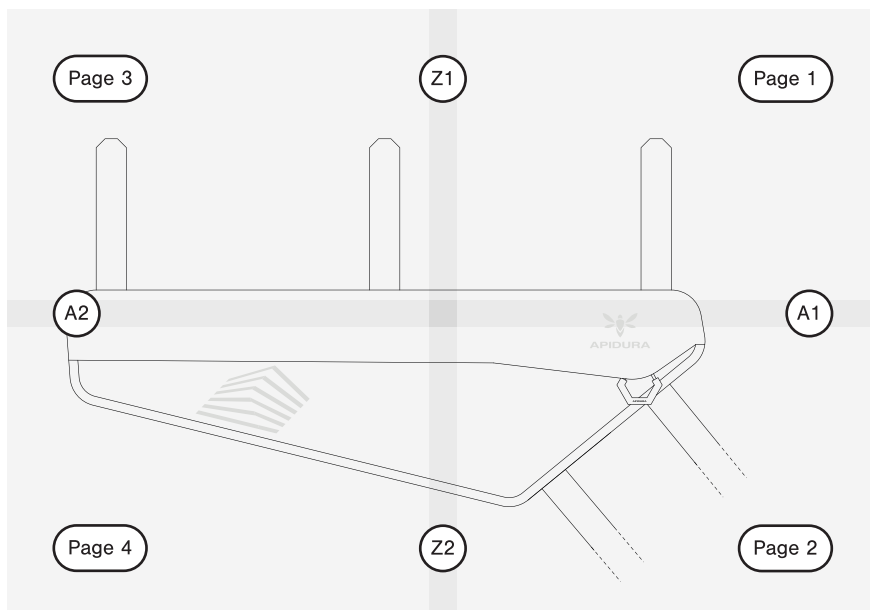
10cm
3.9in

10cm / 3.9in



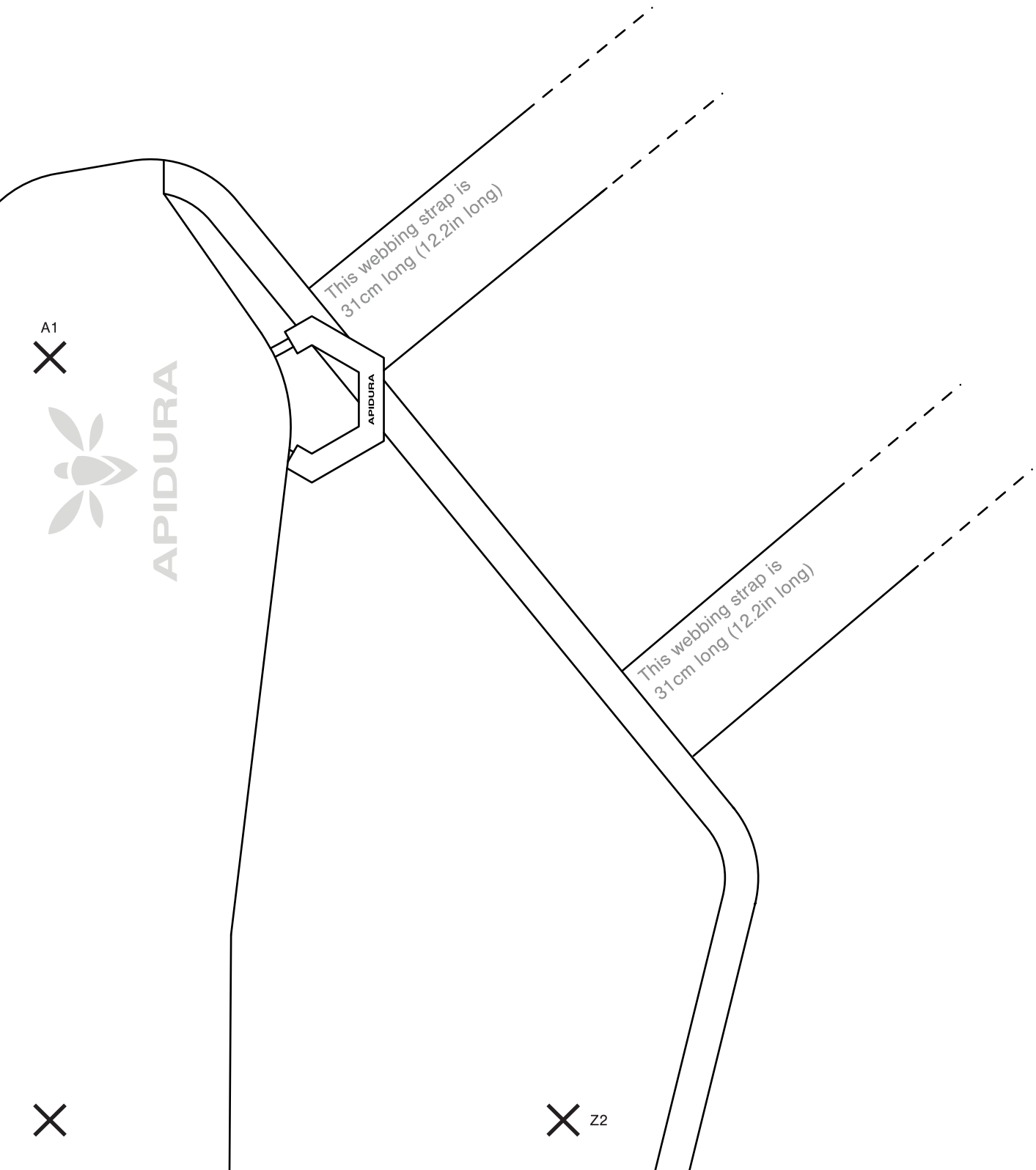
A1
X

SCALE EXAMPLE OF FINAL TEMPLATE



X Z1

X



A1
X



APIDURA

APIDURA

This webbing strap is
31cm long (12.2in long)


This webbing strap is
31cm long (12.2in long)

X

Z2
X

X z1

X



A2
X



RACING FRAME PACK (4L)

